

Scaled data based on original data using  
LM-79-08 Approved Method: Electrical and Photometric Measurements of Solid-  
State Lighting Products

Test Report Prepared for  
Cooper Lighting Solutions  
(formerly Eaton)

Brand: McGRAW-EDISON

Report Number: P200264

Luminaire Tested: **GWC-AF-02-LED-E1-RW-7050**

Issue Date: 3/3/2020

**Test Information**

Test Method: LM-79-08  
Report Number: P200264  
TEST IS SCALED FROM IESNA LM-79-08 TEST DATA (P24166)  
Test Lab: INNOVATION CENTER P2  
Issue Date: 3/3/2020  
Manufacturer: COOPER LIGHTING SOLUTIONS (FORMERLY EATON)  
Product Line: MCGRAW-EDISON  
Catalog Number: GWC-AF-02-LED-E1-RW-7050  
Description: GALLEON WALL LUMINAIRE  
(2) 70 CRI, 5000K, 1050mA LIGHTSQUARES WITH 16 LEDS EACH AND RECTANGULAR WIDE OPTICS  
Light Source: -  
Ballast/Driver: ELECTRONIC DRIVER

**Summary**

Lumens per Lamp: N/A  
Luminaire Lumens: 12698 lumens  
Efficiency: N/A  
Efficacy: 112.4 lumens/watt  
Luminous Opening: Rectangular (W 1' x L: 0.5' x H: 0')  
IES Classification: Type II - Medium - Full Cutoff  
BUG Rating: B3 - U0 - G3

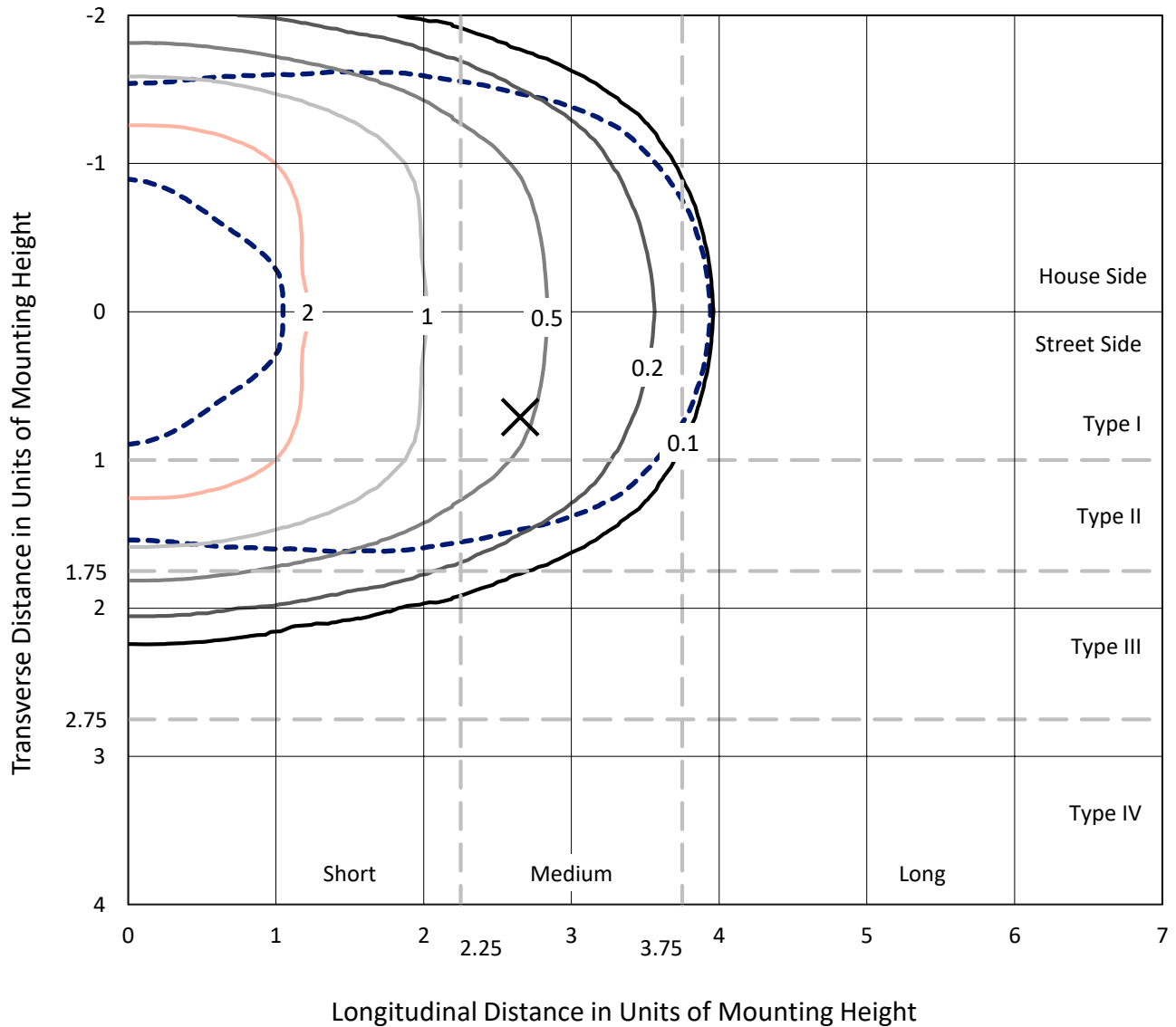
Input Watts (W): 113  
Input Voltage (V): NR  
Input Current (Ain): NR  
Voltage Rise (V): NR  
Power Factor: NR  
Total Harmonic Distortion (THDi): NR  
Frequency (hertz): 60  
Stabilization Time: NR  
Operation Time: NR  
Ambient Temperature (°C): NR  
Test Distance: 25 FT



REPORT NUMBER: P200264  
 CATALOG NUMBER: GWC-AF-02-LED-E1-RW-7050

### Iso-Footcandle Lines of Horizontal Illumination

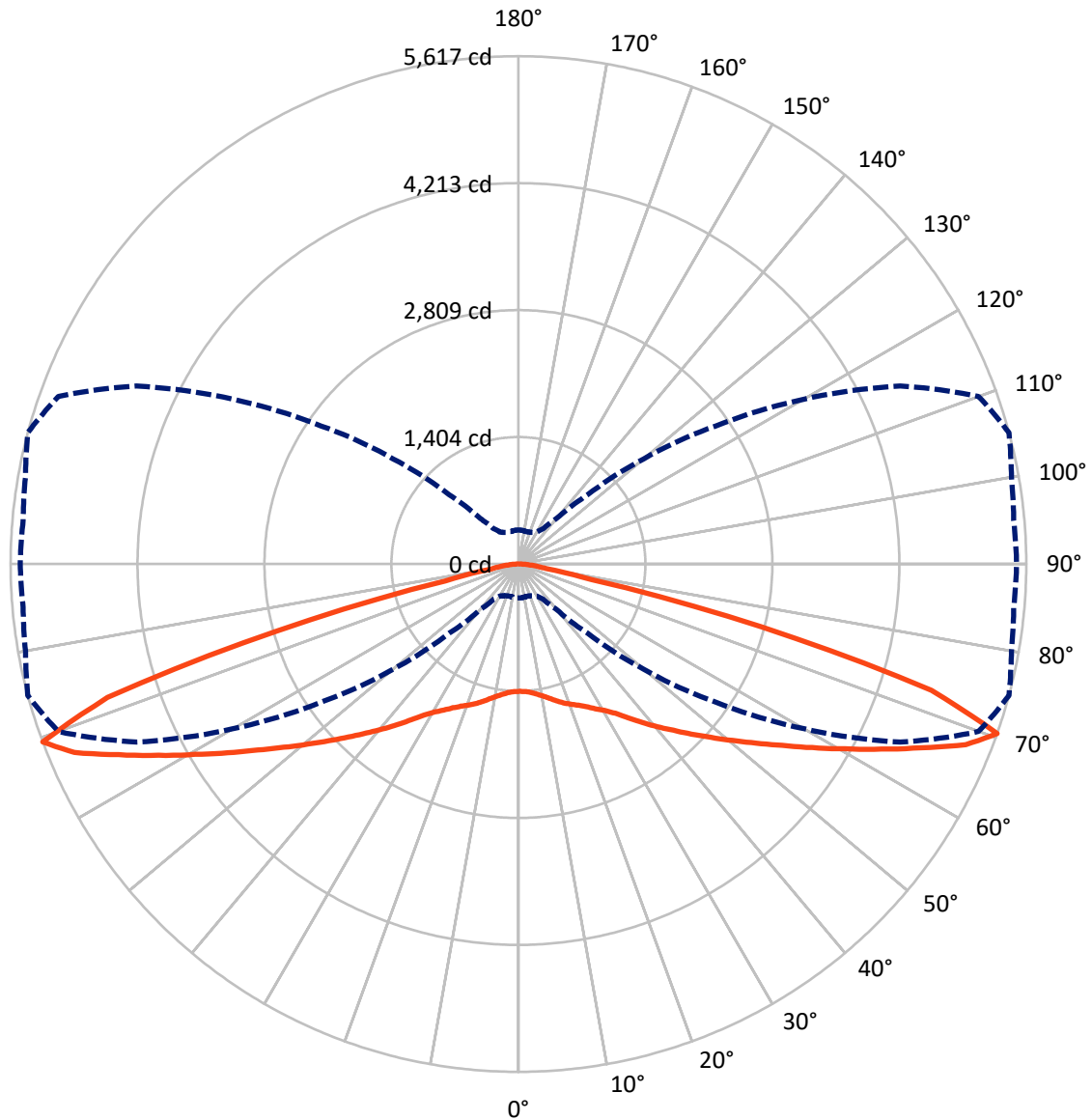
× Max cd  
 - - - 1/2 Max cd



Based on 20 foot mounting height. Maximum calculated value = 3.6 fc  
 Type II - Medium - Full Cutoff

REPORT NUMBER: P200264  
CATALOG NUMBER: GWC-AF-02-LED-E1-RW-7050

### Luminous Intensity Polar Plot



— Vertical Plane Through 75-Deg Lateral      - - - Horizontal Cone Through 70-Deg Vertical

REPORT NUMBER: P200264

CATALOG NUMBER: GWC-AF-02-LED-E1-RW-7050

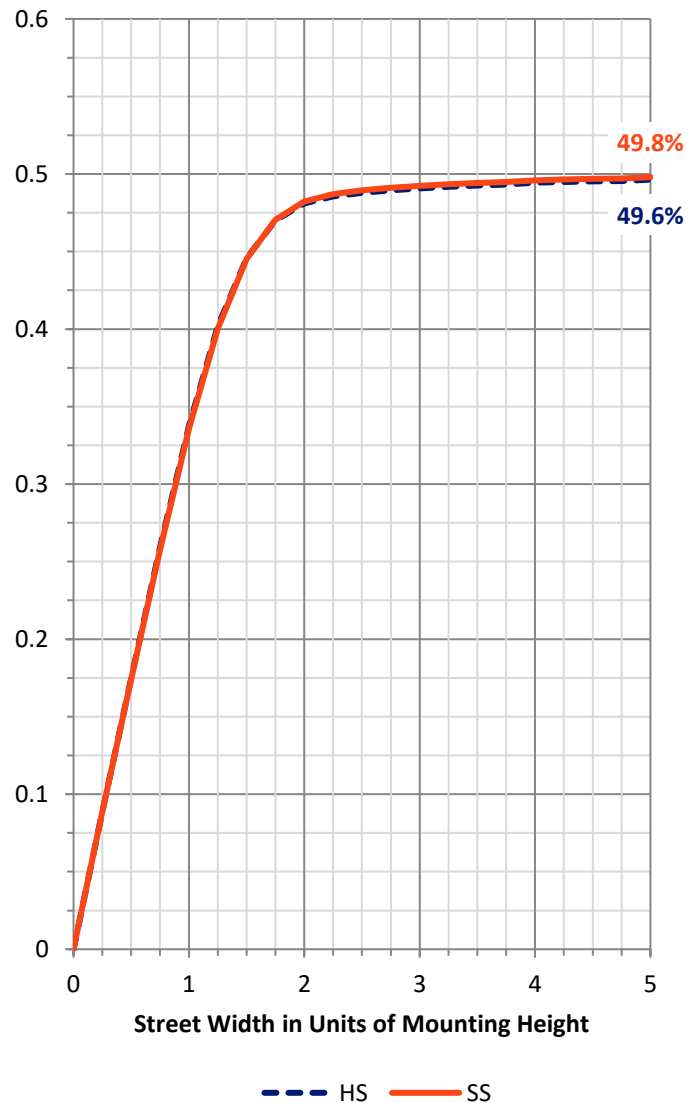
**FLUX DISTRIBUTION:**

		Downward	Upward	Total
<b>House Side</b>	Lumens	6349.0	0.0	6349.0
	% Fixture	50.0	0.0	50.0
<b>Street Side</b>	Lumens	6349.0	0.0	6349.0
	% Fixture	50.0	0.0	50.0
<b>Total</b>	Lumens	12698.0	0.0	12698.0
	% Fixture	100.0	0.0	100.0

**Coefficient of Utilization**

**ZONAL LUMENS:**

Zone	Lumens	% Fixture
0°-10°	135.1	1.1
10°-20°	419.7	3.3
20°-30°	790.0	6.2
30°-40°	1398.9	11.0
40°-50°	2339.5	18.4
50°-60°	3260.1	25.7
60°-70°	3023.2	23.8
70°-80°	1204.9	9.5
80°-90°	126.6	1.0
90°-100°	0.0	0.0
100°-110°	0.0	0.0
110°-120°	0.0	0.0
120°-130°	0.0	0.0
130°-140°	0.0	0.0
140°-150°	0.0	0.0
150°-160°	0.0	0.0
160°-170°	0.0	0.0
170°-180°	0.0	0.0
0°-90°	12698.0	100.0
0°-180°	12698.0	100.0



REPORT NUMBER: P200264

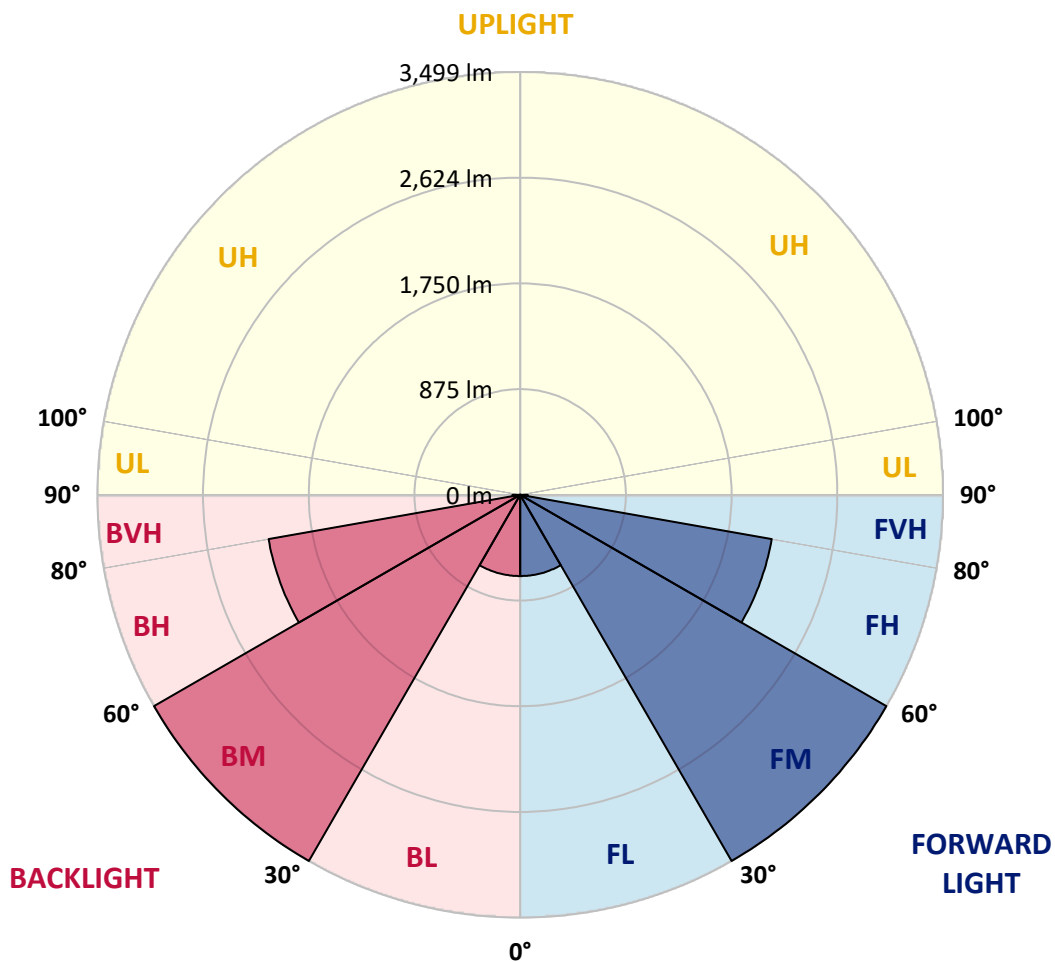
CATALOG NUMBER: GWC-AF-02-LED-E1-RW-7050

**LUMINAIRE CLASSIFICATION SYSTEM LUMEN TABLE AND BUG RATING:**

Zone		Lumens	% Fixture	Zone Rating/Lumen Limit		
				B	U	G
FL	(0°-30°)	672.4	5.3			
FM	(30°-60°)	3499.3	27.6			
FH	(60°-80°)	2114.0	16.6			G2/5000
FVH	(80°-90°)	63.3	0.5			G1/100
BL	(0°-30°)	672.4	5.3	B2/1000		
BM	(30°-60°)	3499.3	27.6	B3/5000		
BH	(60°-80°)	2114.0	16.6	B3/2500		G3/2500
BVH	(80°-90°)	63.3	0.5			G1/100
UL	(90°-100°)	0.0	0.0		U0/0	
UH	(100°-180°)	0.0	0.0		U0/0	

**BUG Rating: B3-U0-G3**

Type II Medium





REPORT NUMBER: P200264

CATALOG NUMBER: GWC-AF-02-LED-E1-RW-7050

**CANDELA DISTRIBUTION (FULL):**

	0°	5°	10°	15°	20°	25°	30°	35°	40°	45°	50°
0°	1408.5	1408.5	1408.5	1408.5	1408.5	1408.5	1408.5	1408.5	1408.5	1408.5	1408.5
2.5°	1406.1	1404.9	1406.1	1405.5	1406.7	1406.7	1407.9	1410.3	1410.3	1412.1	1411.5
5°	1392.3	1391.7	1393.5	1395.3	1397.1	1400.7	1404.3	1409.7	1413.9	1416.9	1419.9
7.5°	1365.3	1365.3	1367.7	1371.9	1376.1	1383.9	1392.3	1403.1	1413.9	1422.9	1430.7
10°	1343.1	1344.3	1347.3	1354.5	1361.7	1373.7	1385.1	1400.7	1415.7	1430.7	1442.7
12.5°	1329.9	1331.7	1337.1	1347.9	1359.9	1376.1	1393.5	1413.3	1430.1	1448.1	1460.1
15°	1334.1	1335.3	1343.1	1356.3	1371.9	1392.3	1415.7	1439.1	1458.9	1478.1	1494.3
17.5°	1357.5	1359.3	1368.3	1383.3	1399.5	1423.5	1448.7	1475.1	1499.7	1521.3	1541.1
20°	1399.5	1401.3	1412.7	1428.9	1448.1	1472.7	1497.9	1525.5	1553.1	1575.9	1598.1
22.5°	1458.9	1461.9	1472.7	1488.9	1510.5	1536.9	1566.9	1596.3	1622.8	1643.8	1663.6
25°	1536.9	1543.5	1553.7	1571.7	1594.5	1618.5	1651.0	1681.0	1706.2	1726.0	1740.4
27.5°	1647.4	1656.4	1664.2	1681.6	1703.8	1726.6	1759.0	1785.4	1809.4	1828.6	1839.4
30°	1793.8	1802.8	1810.6	1827.4	1847.8	1869.4	1900.0	1923.4	1938.4	1953.4	1952.8
32.5°	1971.4	1981.0	1984.0	2002.0	2023.0	2046.4	2074.0	2087.3	2099.3	2101.1	2090.3
35°	2170.1	2174.9	2186.9	2210.9	2234.9	2254.1	2280.5	2287.1	2287.1	2278.1	2254.1
37.5°	2387.9	2390.9	2407.7	2434.7	2459.3	2479.1	2497.1	2510.3	2503.7	2484.5	2444.3
40°	2626.8	2632.2	2656.2	2680.2	2707.8	2726.4	2745.6	2748.0	2741.4	2713.2	2658.6
42.5°	2854.8	2859.6	2883.6	2921.4	2957.4	2983.2	3001.2	3004.8	2983.8	2958.0	2890.2
45°	3051.1	3063.7	3094.9	3139.3	3191.5	3228.1	3252.7	3262.9	3244.3	3210.7	3132.1
47.5°	3206.5	3219.1	3263.5	3316.3	3381.1	3440.5	3481.4	3503.0	3498.2	3472.9	3387.1
50°	3320.5	3332.5	3380.5	3445.3	3521.0	3594.8	3664.4	3716.0	3734.0	3722.6	3644.0
52.5°	3333.7	3353.5	3409.9	3497.0	3595.4	3696.2	3795.2	3882.8	3942.3	3951.3	3893.0
55°	3149.5	3169.3	3247.3	3376.3	3522.8	3687.2	3845.6	3993.3	4110.3	4170.3	4139.7
57.5°	2715.0	2750.4	2832.6	2983.8	3199.3	3445.3	3698.0	3960.3	4198.5	4357.5	4388.1
60°	2080.6	2122.7	2205.5	2366.3	2606.4	2899.8	3237.1	3624.8	4045.5	4403.2	4616.8
62.5°	1334.7	1374.3	1461.3	1601.1	1796.8	2114.9	2476.7	2937.0	3502.4	4067.1	4576.0
65°	685.9	707.6	753.2	837.8	990.2	1227.9	1552.5	2011.6	2658.0	3354.7	4090.5
67.5°	434.5	438.7	448.9	460.9	499.9	582.1	733.4	1019.6	1551.3	2278.1	3139.3
70°	375.7	375.7	370.9	369.1	373.9	385.3	408.7	475.3	654.7	1081.4	1810.6
72.5°	343.9	340.3	331.9	325.3	324.1	324.1	328.9	339.1	367.9	440.5	708.8
75°	316.9	306.7	295.3	287.5	284.5	281.5	280.9	282.7	288.7	300.1	338.5
77.5°	283.9	270.7	257.5	249.7	246.1	241.9	238.3	234.1	231.0	234.7	251.5
80°	244.3	229.2	219.0	214.2	210.6	204.6	196.8	189.6	183.0	181.8	192.0
82.5°	196.8	179.4	180.0	181.8	175.2	166.8	158.4	150.6	139.2	133.2	139.2
85°	159.0	150.0	145.8	157.2	147.6	135.0	121.8	108.0	90.0	75.6	82.2
87.5°	61.8	61.8	92.4	142.2	127.8	104.4	89.4	76.2	47.4	36.6	37.2
90°	0.0	0.0	0.0	0.0	0.0	0.0	0.0	0.0	0.0	0.0	0.0



REPORT NUMBER: P200264

CATALOG NUMBER: GWC-AF-02-LED-E1-RW-7050

**CANDELA DISTRIBUTION (continued):**

	55°	60°	65°	70°	75°	80°	85°	90°
0°	1408.5	1408.5	1408.5	1408.5	1408.5	1408.5	1408.5	1408.5
2.5°	1410.9	1412.1	1411.5	1410.9	1410.9	1410.3	1410.9	1410.9
5°	1421.7	1424.7	1424.7	1425.9	1425.9	1426.5	1427.1	1426.5
7.5°	1437.9	1443.3	1446.9	1451.1	1451.7	1452.3	1453.5	1452.3
10°	1454.1	1464.9	1472.7	1480.5	1484.1	1485.3	1486.5	1486.5
12.5°	1474.5	1489.5	1503.3	1517.1	1523.7	1527.3	1527.3	1529.7
15°	1508.1	1523.1	1539.3	1557.9	1569.3	1575.3	1577.1	1577.1
17.5°	1555.5	1568.7	1582.5	1600.5	1614.9	1622.8	1624.6	1624.0
20°	1610.7	1623.4	1631.2	1642.6	1655.2	1664.2	1666.6	1666.6
22.5°	1673.8	1681.0	1682.2	1685.8	1696.0	1708.0	1713.4	1714.6
25°	1743.4	1745.2	1740.4	1740.4	1747.0	1758.4	1763.8	1764.4
27.5°	1833.4	1824.4	1812.4	1808.2	1812.4	1825.6	1832.2	1834.6
30°	1945.6	1924.0	1896.4	1881.4	1879.0	1896.4	1908.4	1910.2
32.5°	2074.0	2042.8	2006.2	1975.6	1967.8	1978.6	1993.0	1992.4
35°	2226.5	2189.3	2144.9	2105.9	2087.9	2098.7	2119.1	2121.5
37.5°	2402.3	2353.7	2302.7	2253.5	2225.3	2228.3	2249.9	2257.1
40°	2598.6	2535.5	2471.3	2405.3	2365.1	2357.3	2383.7	2387.9
42.5°	2808.6	2727.6	2646.6	2565.0	2513.3	2501.3	2531.9	2530.1
45°	3032.5	2929.2	2834.4	2744.4	2683.2	2665.2	2690.4	2690.4
47.5°	3273.1	3145.9	3033.1	2931.0	2864.4	2838.6	2862.6	2864.4
50°	3528.2	3393.1	3260.5	3147.1	3067.3	3034.3	3065.5	3070.3
52.5°	3782.0	3650.6	3516.8	3387.1	3290.5	3250.3	3286.3	3301.9
55°	4039.5	3910.4	3782.6	3656.0	3541.4	3494.0	3532.4	3552.2
57.5°	4311.3	4191.9	4070.1	3942.3	3831.8	3758.0	3798.8	3825.2
60°	4630.0	4528.0	4401.4	4260.3	4148.7	4073.7	4097.1	4120.5
62.5°	4882.1	4921.7	4814.2	4651.0	4507.6	4411.6	4434.4	4459.0
65°	4760.2	5166.5	5261.9	5096.9	4898.3	4748.8	4739.2	4751.8
67.5°	3978.9	4768.0	5343.6	5500.8	5334.6	5126.9	5088.5	5107.1
70°	2661.6	3644.6	4660.0	5416.2	5617.2	5536.8	5499.0	5510.4
72.5°	1278.3	2122.7	3161.5	4166.7	4778.8	5059.7	5149.7	5193.5
75°	467.5	842.6	1523.7	2296.1	2772.0	3208.9	3494.0	3610.4
77.5°	282.1	340.3	486.7	732.8	830.0	929.0	890.6	909.8
80°	208.8	235.9	267.1	300.1	310.9	310.9	298.9	289.3
82.5°	146.4	163.8	178.8	196.8	201.6	192.6	158.4	126.0
85°	94.2	102.0	108.6	120.0	117.0	111.6	75.0	66.6
87.5°	43.2	49.2	51.6	57.0	54.6	52.2	37.2	31.2
90°	0.0	0.0	0.0	0.0	0.0	0.0	0.0	0.0

(END OF REPORT)